

# Wildlife Observation Hike

WORKSHEET

## WILDLIFE OBSERVATION CHECKLIST





Date/Time: \_\_\_\_\_

Weather: \_\_\_\_\_






Team Members: \_\_\_\_\_

1. Describe the weather today: \_\_\_\_\_
2. Describe the plot of land (habitat) you chose (include plant life, grass, firmness of soil, nearness to buildings, etc.): \_\_\_\_\_

DIRECTIONS: Below are eight categories of plants and animals. For each different plant or animal you see (or signs of one), give one tally mark. Describe or draw a picture of it.

CATEGORY	TALLY MARKS	DESCRIPTION (size, color, location, behavior)
Example: Birds 	///	1. Small brown bird with white beak; 2. Woodpeckers holes in tree; 3. Bird sat on ground
Mammals 		
Birds 		
Invertebrates (insects, slugs, spiders, etc.) 		

# Wildlife Observation Hike

CATEGORY	TALLY MARKS	DESCRIPTION (size, color, location, behavior)
Amphibians 		
Reptiles 		
Fish 		
Plants 		
Fungi/Moss 		
Other		