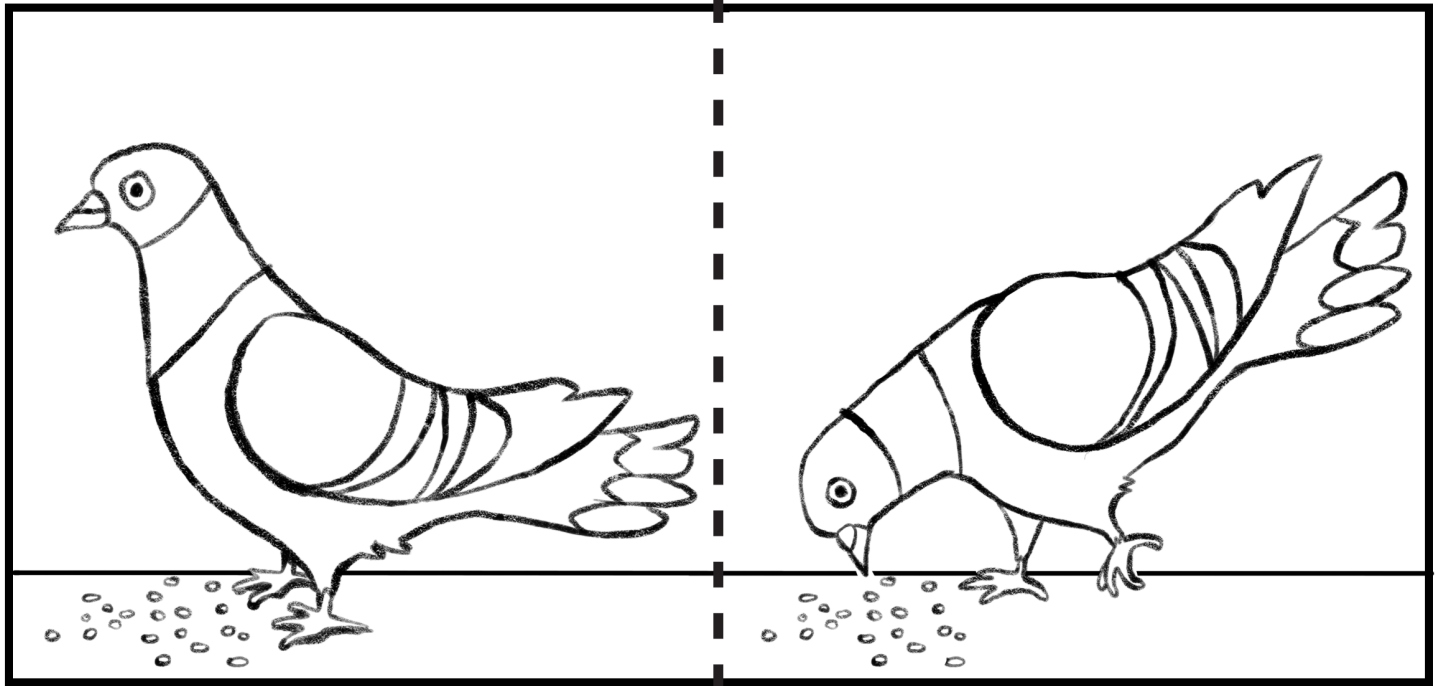



Cut along solid black lines.



Fold along dotted line.

MAKE A PECKING PIGEON



1. Download and print the pigeon pattern.


2. Color both birds so they look the same.

3. Cut out the pattern along the solid black lines. Then fold it in half along the dotted line.

4. Glue the pattern together along the top and side edges. (Leave the bottom open.)

5. Once the glue has dried, put one end of the pencil inside the pattern and tape in place.

6. Roll the pencil between your hands. Watch what happens!



WHAT YOU NEED

- pigeon pattern
- crayons, colored pencils, or markers
- glue
- tape
- pencil



WATCH IT!