

# YOUNG ANIMALS


## Zooworks®



Aarna Patel, age 9

There once was a lion cub. She found a friend. As they ran through the pasture they met the king lion and saw a statue of Lion Honor. Then it got late and each cub went home and said good-bye. They looked at the sparkling skies and said at the same time, "What a night, what a day, I wish it could display." And fell right to sleep.

Rachael Smyrl, age 7



Autumn Temple, age 8



Oren Pace Platt, age 6

Panda cubs are so sweet,  
 They make my heart beat.  
 They eat bamboo,  
 Which they can chew.  
 They play all day in their funny way.  
 I hope to meet one some day.

Shawn Ley, age 7



William Brandl, age 11



Vivian Von Lattyak, age 7

The mountain lion cub  
 Rolls in the snow  
 Jumps and plays,  
 All day.

At dusk,  
 Mom calls  
 The cub runs back to her  
 cave and sleeps,  
 All night.

Layni Sorensen, age 10



Liam F. Foust, age 12



Mason Litchfield, age 9



Visit us at  
**rangerrick.org**

for  
 even more  
 fun!

## Look for Activity Pages Online!

Visit [rangerrick.org/ZBactivities](http://rangerrick.org/ZBactivities) to find fun young animal activities to print or download.

Plus at [rangerrick.org](http://rangerrick.org) you'll find:

- Interactive games
- 50 pictures, poems and stories from kids like you
- Animal videos

Would you like to see your  
 work published in  
**Ranger Rick Zoobooks?**

Here's what to do: Go to  
[www.rangerrick.org/zooworks](http://www.rangerrick.org/zooworks) for rules  
 and deadlines.



We want to see your  
 original poem, story, or  
 drawing by July 27, 2021 for  
 "Kangaroos" or August 17, 2021  
 for "Seabirds"

# Baby BINGO



These cards name or picture animals whose babies can be found in this book. Your challenge is to find the page on which each baby appears in the book and write that number over the Bingo square. Play with a friend or on your own. Cut out or photocopy the cards to play with a friend.

The first person to cover all the squares on his or her card wins. If playing on your own, time yourself and score as follows for each card:

15 minutes = good • 10 minutes = excellent  
5 minutes = expert



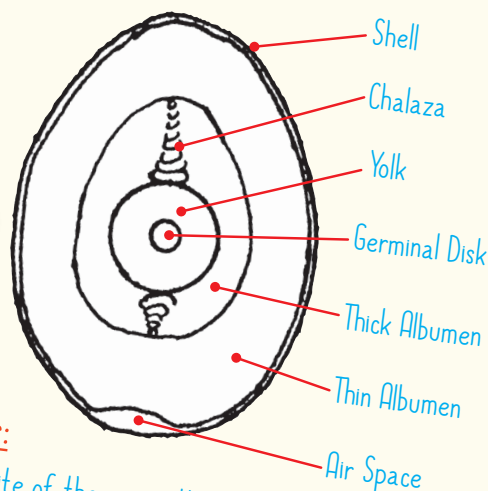
## Animal Babies SAFARI

You probably have a few baby animals living near you. Go on a nature walk in search of baby animals near your home. Be careful not to disturb the babies and their parents so they don't decide to move somewhere else. Make notes in your Nature Notebook. Include pictures of what you find and where you find it.

## EGGSTRA! EGGSTRA!

**E**ggsamine the inside of an egg. Break an egg on a paper plate to get a good look at its parts. Make a drawing of what you see. Label these parts: thin albumen, thick albumen, yolk, chalaza, and germinal disc. Get help from the diagram on the right.

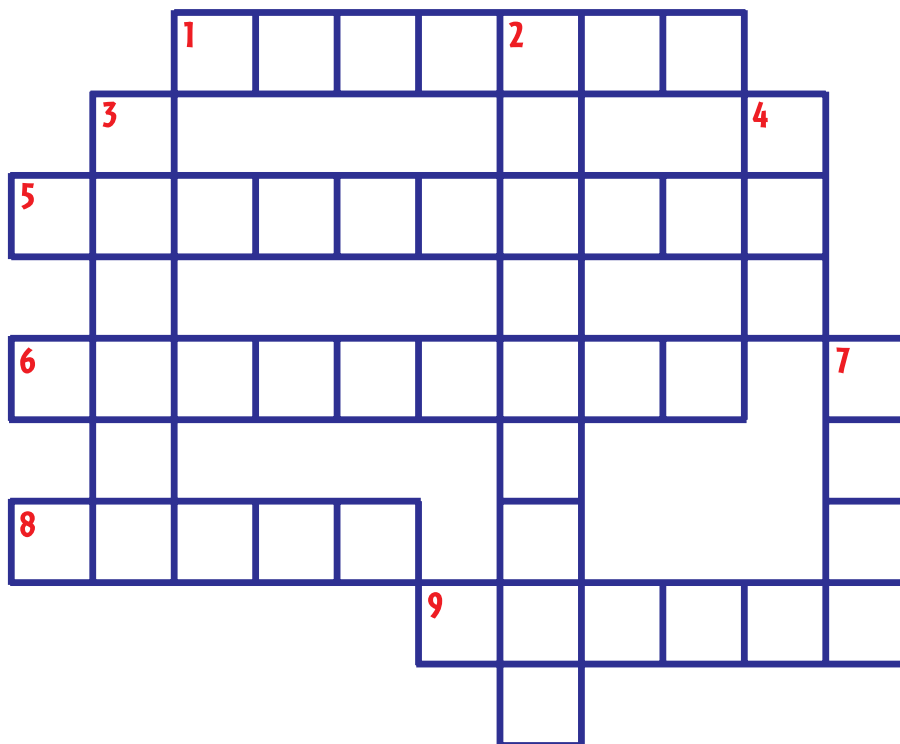
Be sure to wash your hands with soap and throw away the egg when you are finished to avoid illness.



### New Words:

**Albumen:** the white of the egg in thick and thin layers.  
**Chalaza:** white cork-screw shaped parts that hold the yolk in its place.  
**Germinal Disc:** the part of the yolk that would have grown into a young bird if the egg had been fertilized. (Eggs sold in stores for food have not been fertilized.)  
**Yolk:** the food supply.

# ANIMAL BABIES Crossword




## Across

1. Animals that feed their babies milk
5. When babies follow the first thing they see
6. Born able to follow parent right away
8. Where a marsupial carries its young
9. A father or mother

## Down

2. Born naked and helpless
3. An unborn baby
4. Safe place with a shell where some embryos grow
7. A safe shelter for eggs and some baby animals

Answers below

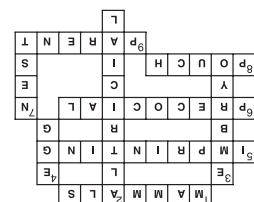
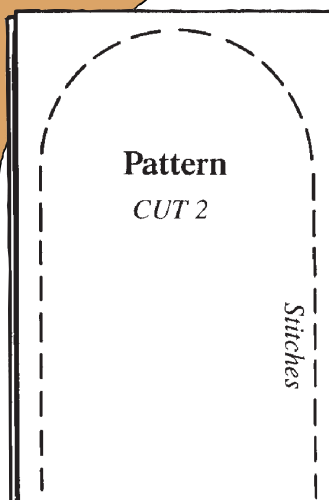


## BABY Fingers

Make an animal baby finger puppet. Then, make your puppet run and play.

**You will need:** scraps of fabric or felt, scissors, needle and thread, white glue.

1. Cut out two pieces of fabric or felt to match the shape of the pattern. Sew the two pieces together. Follow the stitch marks shown on the pattern.
2. Design your animal baby's face. You might make sketches on paper. Cut out pieces of fabric or felt. Add details to the face. Glue the pieces together to make your puppet.



Animal Babies Crossword answers:

## You've Got the Cutest Little BABY FACE

Go ahead, make a face. Use make-up, colored zinc oxide, or face paint to recreate one of these baby faces. Or, be even more creative and "make up" a baby face of your own.



## Baby Cards



You can make cute cards to send greetings to your friends. Look at the cards on this page to get some ideas. You might also get some ideas from the pictures of animal babies in this book.

1. Fold an 8½-inch by 5½-inch piece of colored construction paper in half.
2. Lightly draw the outline of a baby animal on the paper. Do not add any details at this time. Make sure the back of the animal is along the fold of the card (see the examples).
3. Cut out the card along the outline. Be careful not to cut the fold.
4. Add details with other colors of construction paper or felt pens.
5. Send a special message to a friend by writing inside the card. Or, give a set of cards as a gift to a friend or family member.

## Baby Pictures

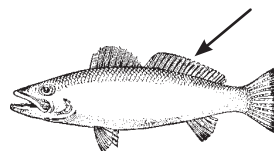
Can you solve these picture riddles? They are hints to the names of three baby animals mentioned in this book. You can make your own picture clue.

Try creating pictures for the sentence **Bats can fly**.

Challenge your family and friends to solve your picture puzzle.



+



+



+

grrr