



ELEPHANTS

Zooworks®

I am talking about an animal
 That is big and loud.
 It also has feelings like happy and proud.
 It's helpful and great and
 Helps us appreciate animals.
 It's smart and kind,
 When other animals come around it doesn't mind.
 This creature I was talking about
 Is joyful and elegant—
 I was talking about an elephant!

Celia W., age 12

Sage P.,
 age 7



Aabha T., age 8



Connor Y., age 9



Abigail P., age 12




Josie G., age 7




Susie A., age 6

Elephants are big beautiful creatures.
 Elephants have many amazing features!
 They have big beautiful eyes with long lashes
 Wherever they walk, anything under their feet smashes.
 They have a long and useful trunk and big beautiful ears!
 When their beautiful babies are born, everyone cheers!
 May these big beautiful creatures survive for many many years!!!

Ben P., age 8



Evan W.,
 age 7



Laura B., age 11



Visit us at
rangerrick.org

for
 even more
 fun!

Look for Activity Pages Online!

Visit **rangerrick.org/ZBactivities** to
 find fun elephant activities to
 print or download.

Plus at **rangerrick.org** you'll find:

- Interactive games
- 50 pictures, poems and stories from kids like you
- Animal videos

Would you like to see your
 work published in
Ranger Rick Zoobooks?

Here's what to do: Go to
**www.rangerrick.org/
 zooworks** for rules
 and deadlines.

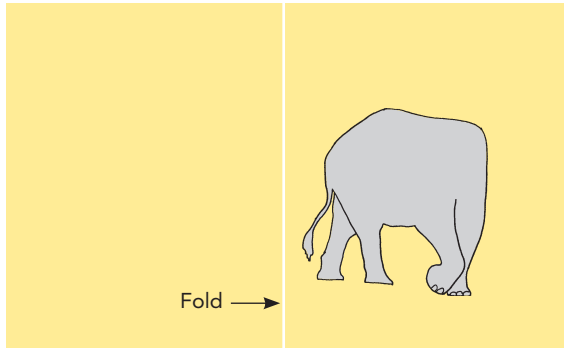


We want to see your
 original poem, story, or
 drawing by December 7, 2022
 for "Rhinos."


Make a POP-UP Card

Follow steps 1–5 to make your own.


- 1** Cut out the body. Add details. Glue it to the card.



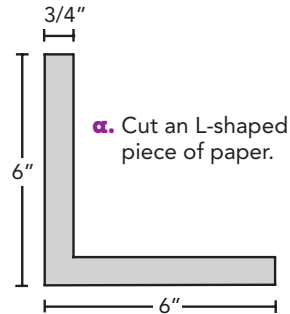
- 3** Glue the spring in place.



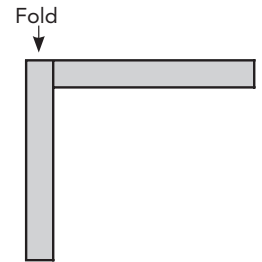
- 4** Cut out the head. Add details. Glue it to the spring. (See finished card.)



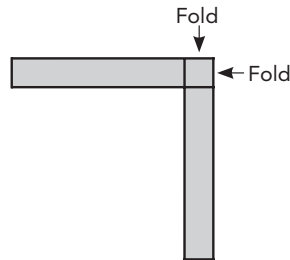
- 2** Follow steps a–d to make a spring.



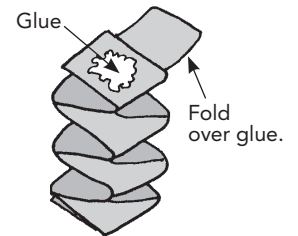
- b.** Fold one strip over the other.




- c.** Fold strips back and forth over each other.



- d.** Finish the spring.



- 5** Write a message in your card. Send it to a friend.



Here's a finished sample!

Picture Postcard Eye-Clue

Pretend you've traveled to an exotic continent to learn more about elephants. Create a picture postcard to send to your friends back home. Draw an elephant on the front of your postcard. Make sure your drawing gives your friends a clue about the elephant's continent. Remember African and Asian elephants look different from one another.



b

What's going on in this cartoon by John Heine? Why would an elephant go to a concert? What is special about this elephant? What has it lost? What was made from the ivory taken from the elephant? How do you think the elephant feels? How do you think the piano player will feel when he sees the elephant? Why do pianos made or sold in the United States now have keys made of plastic? Now try writing a caption for the cartoon.




Reprinted from A Good Planet Is Hard to Find with permission from Menasha Ridge Press, Birmingham, AL.

Elephant Wordsearch

Hidden in this puzzle are words mentioned in this book. Look forward, backward, up, down, and diagonally. As you find each word, circle it. Use the word bank for help. Good luck!

P Z L M N O X W T S R U V N Z X Y
A H I S T N L O S B D I I H E E K
A B T R U N K O S G N A M H B B S
Q Z U E P K Z L J P V N I L A V P
O O S H Z N J L T S A A P L M S Q
E X K C X A Y Y M I C B B E F S M
Q L S A Z C F M S T F E C L K D O
B A E O T I W A G J S D O K E E E
M N Q P W R Y M T J K Y Y P T D R
Q W A J H F Q M A U V R Z A W O I
W E R T Y A A O Z T F O Y E S C T
F R S A C V N U M B R V B P E C H
W Q R J K D S T I L M I X Z V B E
B N F D D R E H X T Z P A Q L C R
T R S Z Q W O L K B V G G R A T T
M N B C A S D T G H A L Z Y C X U
T V W A B C E L D J C R U K P H M



Word Bank

WOOLLY MAMMOTH
MATRIARCH
MOERITHERIUM

TRUNK
TUSKS
POACHERS

ELEPHANT
AFRICAN
ASIAN


HERD
IVORY
CALVES

Burmese Kalaga Textile Art



A folk artist used sequins, metallic threads, and beads to make this scene with elephants. The artist lives in a place called Myanmar, formerly known as Burma. Can you find Myanmar on a map of the world? Based on the country's location, what kind of elephants do you think these are?

You might try making your own Kalaga textile art. Collect sequins, beads, and colorful threads. Stitch a design on a piece of cloth. Add beads and sequins.



Words search:

Because Myanmar is located in Asia, these are Asian elephants.
Burmese Kalaga Textile Art:

Answers

A Shapely Animal

Are you up to the challenge of completing this two-part puzzle? In the first part, you will unscramble four words. If you do so successfully, you will be able to try your hand at the second part and make a special picture.

Your instructions, assuming you accept this challenge, are below. It's okay to get help from an adult.

Part One


Someone has taken letters away from the alphabet. Can you discover which ones? Follow these steps to do so:

1. Figure out which letters are missing from each strip, one strip at a time. Write each set of missing letters near the strip it's from.
2. Unscramble the letters to discover four color words. (Red is an example of a color word—but it's not in this puzzle.) Write the color word above the shape that goes with the strip. When you find all four colors, move on to Part Two of this puzzle.

Part Two

An artist used different shapes to create a picture of a special animal. That animal is hiding in the picture below. Follow these steps to reveal the animal:

1. Color the 3-sided shapes the color described by the word you unscrambled from the missing letters in the top strip.
2. Color the 4-sided shapes the color that matches the unscrambled word from the right strip.
3. Color the 5-sided shapes the color from the bottom strip.
4. Color the 6-sided shapes the color from the left strip.



Answers: Color 3-sided shapes orange; 4-sided shapes black; 5-sided shapes brown; and 6-sided shapes blue to create a drawing of a charging elephant.