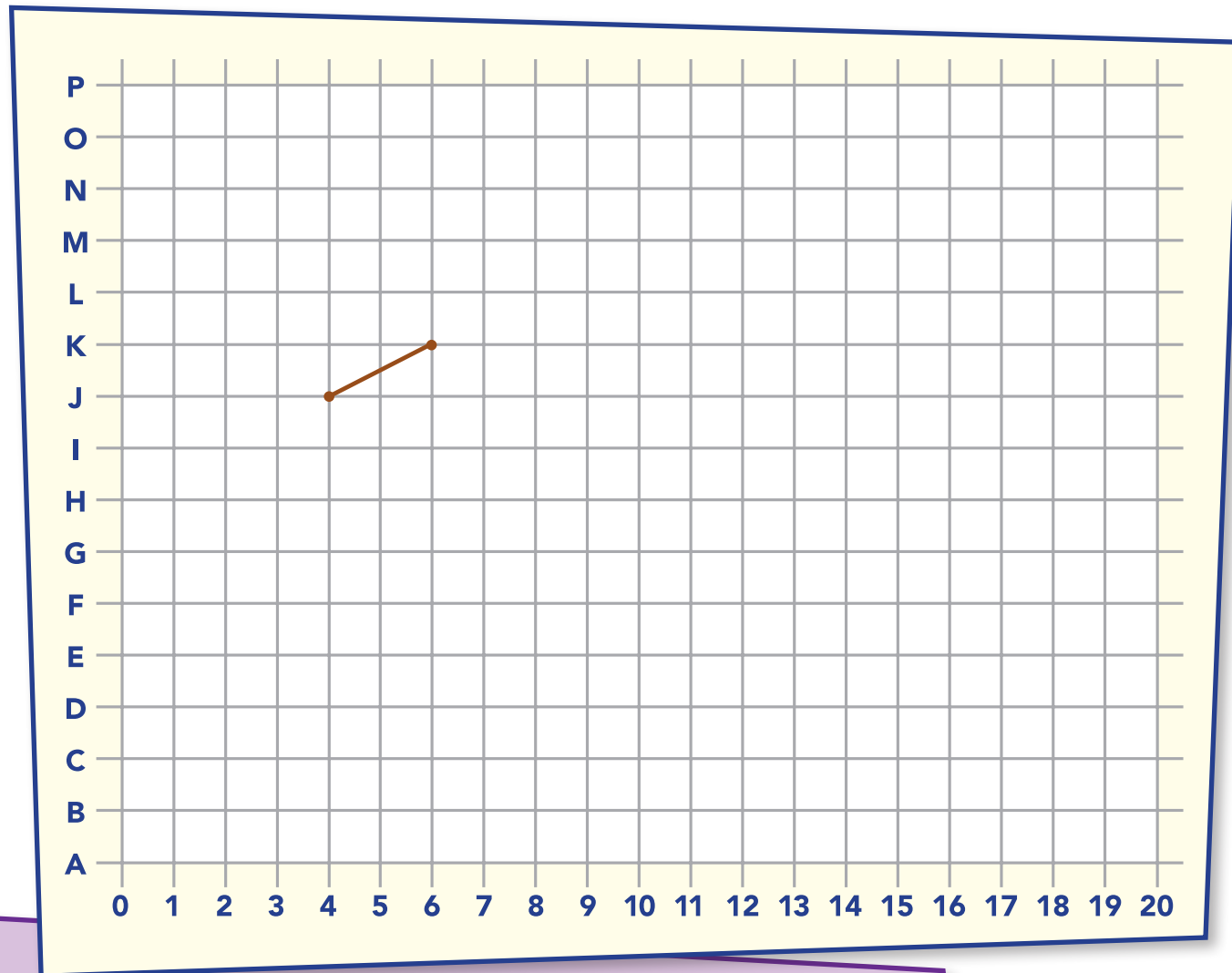


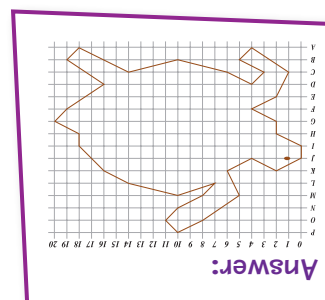
A POINTY Turtle

Did you know that you can draw a turtle by making 34 straight lines? Yes, it is possible. In fact, we've drawn the first straight line for you. Notice how we marked two points, which are from the list below. We marked the first point (4J) at the spot where column 4 and row J meet. We marked the second point (6K) at the spot where 6 and K meet. Then, we drew a straight



line between the two points. As you can see in the list below, the third point will be at 5M, where column 5 and row M meet. Find this spot on the grid and mark it. Then, draw a straight line between the third point (5M) and the second point (6K). Continue in this way until you have drawn all 34 lines. When you have connected all the points to make your turtle, add an eye at 1J.




- | | | | | | |
|--------|---------|---------|---------|--------|--------|
| 1. 4J | 7. 10N | 13. 18I | 19. 18A | 25. 5B | 31. 2H |
| 2. 6K | 8. 8M | 14. 18H | 20. 14C | 26. 4A | 32. 0I |
| 3. 5M | 9. 7L | 15. 20G | 21. 10B | 27. 1C | 33. 0J |
| 4. 8O | 10. 10M | 16. 19F | 22. 6C | 28. 2E | 34. 2K |
| 5. 10P | 11. 14L | 17. 16D | 23. 4D | 29. 4F | 35. 4J |
| 6. 11O | 12. 16K | 18. 19B | 24. 3C | 30. 2G | |









BOX TURTLE

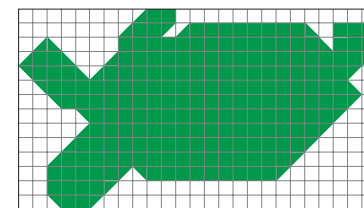


To make this turtle, you will need to shade some of the boxes in the grid above. You will use these five patterns: 

Use the information in the green box on the right to figure out which boxes to shade and which patterns to use.

For example, you will color K1 with the  pattern. To find the box for K1, look for the K down the side of the grid. Then, look for the 1 across the top or bottom of the grid. Next, find the box where the K and the 1 meet. Use pencil to shade it like this .

-  K1, H2, J2, G3, F4, E5, D6, C7, M15, C18, B19, A20
-  I2, L4, M5, J21, K22, L23
-  M14, N17, M18, K19, J20, F21, E22, D23, L24, K25
-  C17, G21, A23, H23, I24, J25
-  K2, L3, M3, G4, G5, L5, E6, F6, G6, H6, I6, J6, K6, L6, M6, D7, E7, E8, E9, E10, C11, D11, E11, F11, G11, H11, I11, J11, K11, L11, M11, C14, D14, E14, F14, G14, H14, I14, J14, K14, L14, C15, K15, L15, N15, C16, K16, N16, K17, K18, L18, C19, D20, E20, F20, G20, H20, I20, A21, D21, E21, A22, D22, J22, I23



Answer:

Turtle silhouette by Andrew A. Farke