


A Batty Puzzle

Circle the 20 bat words in this batty word search. Words go up and down or across.



Bat Words

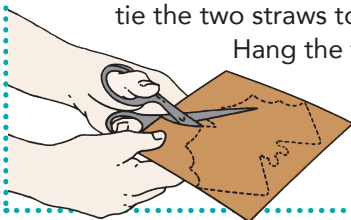
- | | |
|---------------|----------------|
| BAT | INSECTS |
| CAVES | MAMMALS |
| EARS | MAMMARY GLANDS |
| ECHOLOCAION | NIGHT |
| FRUIT BAT | NOCTURNAL |
| FRUITS | POLLINATE |
| FLYING | ROOST |
| FUR | ULTRASONIC |
| HIBERNATE | VAMPIRE BATS |
| INSECT EATERS | WINGS |



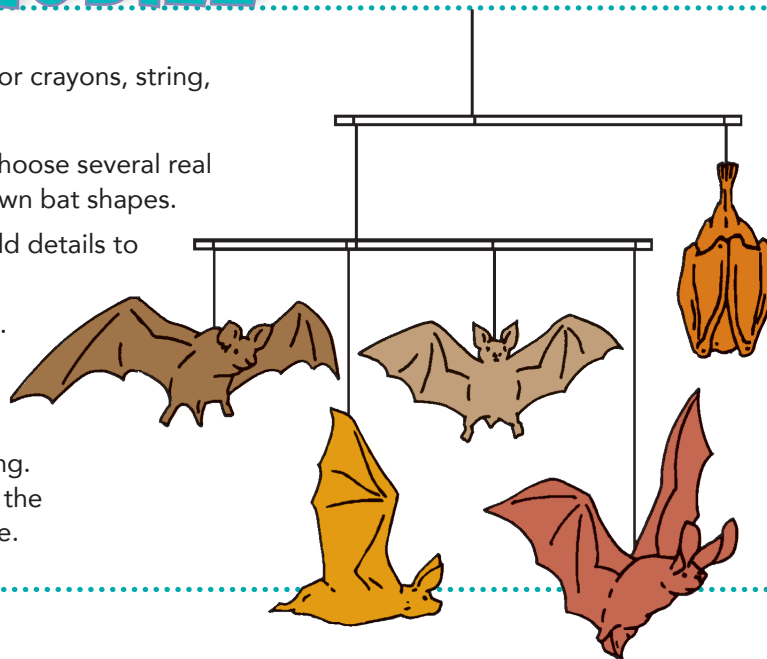
Make a BAT MOBILE

Materials: Construction paper, scissors, markers or crayons, string, tape, 2 plastic straws

1. Look at the bat species shown in the issue. Choose several real bat shapes for your mobile. Or, create your own bat shapes.
2. Cut your bat shapes out of colored paper. Add details to the bats with markers or crayons.
3. Tape one end of a piece of string to each bat. Tie the other end to one of the straws. Then, tie the two straws together with string.



Hang the top straw from another piece of string. Move the bats until the mobile is in balance.



Puzzling BATS

Bats can be puzzling creatures. You can make your own bat puzzle. First, look through the pictures in this book to get ideas. You can copy one of the pictures or make a sketch of your own ideas on scratch paper. Then, use marker or crayon to draw your picture within the frame below. When your picture is finished, glue it to a thin piece of cardboard, and then carefully cut out the puzzle pieces. Mix up the pieces and try putting them back together. When you are finished, challenge your friends and family to also try putting the puzzle back together.

